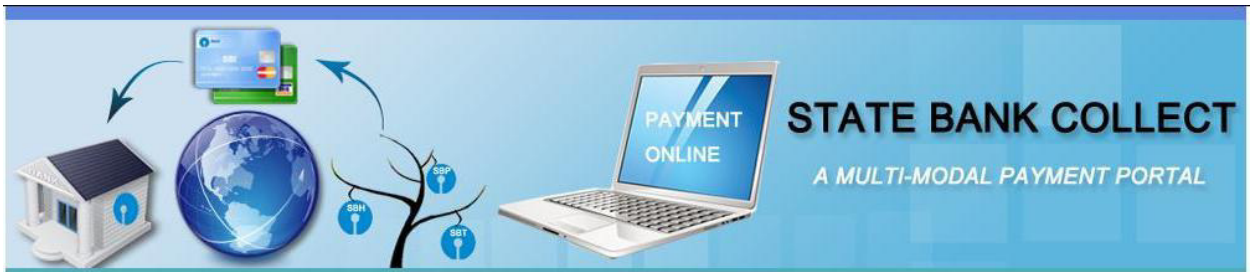


## How to Make Payment on Online / Challan

Please follow the Instructions for the Payment through SBI Payment portal for Online and also Challan.

1. Click on Make Payment button.
  - a. Read instructions carefully with respect to your Application Number.
  - b. Enter your Application Number and Captcha code and Click on GO button.
  - c. It directs to the SBI Payment Portal site, Please see the popup menu to allow the page in your browser.



### DISCLAIMER CLAUSE

डिस्क्लेजर क्लॉज़ हिंदी में देखने हेतु [यहाँ क्लिक करें](#).

[Click here](#) to view the disclaimer clause in Hindi.

### Terms Used:

- ▶ **Corporate Customer:** Firm/Company/Institution (F/C/I) collecting payment from their beneficiaries.
  - ▶ **User:** The beneficiary making a payment to F/C/I for the services/goods availed.
  - ▶ Bank shall not be responsible, in any way, for the quality or merchantability of any product/merchandise or any of the services related thereto, whatsoever, offered to the User by the Corporate Customer. Any disputes regarding the same or delivery of the Service or otherwise will be settled between Corporate Customer and the User and Bank shall not be a party to any such dispute. Any request for refund by the User on any grounds whatsoever should be taken up directly with the Corporate Customer and the Bank will not be concerned with such a request.
  - ▶ Bank takes no responsibility in respect of the services provided and User shall not be entitled to make any claim against the Bank for deficiency in the services provided by the Corporate Customer.
  - ▶ The User shall not publish, display, upload or transmit any information prohibited under Rule 3(2) of the Information Technology (Intermediaries guidelines) Rules, 2011.
  - ▶ In case of non-compliance of the terms and conditions of usage by the User, the Bank has the right to immediately terminate the access or usage rights of the User to the computer resource of the Bank and remove the non-compliant information.
- I have read and accepted the terms and conditions stated above.  
(Click Check Box to proceed for payment.)

Proceed

Click on Check box for terms and conditions stated above and click on Proceed button.

Select Payment category as “Online Recruitment”.

## HIGH COURT OF KARNATAKA

REGISTRAR GENERAL HIGH COURT OF KARNATAKA AMBEDKAR VEEDHI DANAGLORE, DANGALORE-560001

## Provide details of payment

Select Payment Category *	Online Recruitment	
Ref. Application No *	<input type="text"/>	For Ex HCK1777TRS000001
Applicant Name *	<input type="text"/>	
Date of Birth (ddmm/yyyy) *	<input type="text"/>	
Application Fee *	<input type="text"/>	
Remarks	<input type="text"/>	

Please enter your Name, Date of Birth (For Personal Banking) / Incorporation (For Corporate Banking) & Mobile Number. This is required to reprint your e-receipt / remittance (FAP) form, if the need arises.

Name *	<input type="text"/>
Date of Birth / Incorporation *	<input type="text"/>
Mobile Number *	<input type="text"/>

Enter the text as shown in the image \*






Fill up the details as

Online submission Application number


- Please do not leave any extra spaces before, in-between or After the Application Number.
- Please note First three characters should be alphabets in capitals. i.e., HCK
- From 4th to 7th characters should be numerical. i.e., 1777
- From 8th to 10th characters should be alphabets in capitals. i.e., TRS
- Remaining from 11th to 16th characters should be numerical. i.e., 000001
- For ex: **HCK1777TRS000001** (Total 16 characters).

After entering all the information in the page, by Clicking on Submit button. Your entered details will be displayed, verify the details and click on Confirm button.

## Verify details and confirm this transaction



Name	HIGH COURT OF KARNATAKA
Category	Online Recruitment
Application No	HCK1777TRS000001
Applicant Name	RAM
Date of Birth (ddmm/yyyy)	4/3/1988
Application Fee	100
Total Amount	INR 100.00
Remarks	

 Please ensure first you are making the payment to the correct payee.

**Net banking payment,  
Only SBI Account Holder  
to Click here**

**Credit / Debit  
Cards payment to  
Click here**

The screenshot displays the State Bank MOPS payment interface. It is divided into three main sections: NET BANKING, CARD PAYMENTS, and OTHER PAYMENT MODES. The NET BANKING section lists several banks with their respective bank charges: State Bank of India (11.5), State Bank of Bikaner and Jaipur (11.5), State Bank of Hyderabad (11.5), State Bank of Mysore (11.5), State Bank of Patiala (11.5), State Bank of Travancore (11.5), and Other Banks Internet Banking (17.25). The CARD PAYMENTS section includes State Bank ATM-cum-Debit Card (Rs 11.5), Other Banks Debit Cards (Rs 1.15), and Credit Cards (Rs 12.65). The OTHER PAYMENT MODES section features SBI BRANCH (Rs 58.0) and Buddy (Rs 5.75). Red boxes and arrows highlight specific options: the State Bank of India net banking option, the SBI BRANCH option, and the Other Banks Internet Banking option. A note indicates that card payments are unavailable between 23:30 hours IST and 00:30 hours IST.

**Net Banking for  
other Banks Account  
to Click here**

**Challan payment Click  
here to Download pdf  
and submit to SBI  
Branch Only**

**Adobe reader software should be installed.**

## 2. Challan Payment

In other payment Modes, Click on SBI Branch link to download Challan in PDF format.  
In your system Adobe Reader Software should be installed to view pdf format file.

For Software download Adobe Reader Software link:  
<https://get.adobe.com/reader/otherversions/>

Depositor Copy

Pre Acknowledgement Payment(PAP) Form for Payment through any SBI Branch

Date: 30-03-2017

Beneficiary/Remittance Details	
State Bank Collect Reference No.	DU63931837
Beneficiary:	HIGH COURT OF KARNATAKA
Category:	Online Recruitment
Remitter	RAM
Rs	
Collection Amount	100.00
Comission	58.00
Total (Rupees One Hundred Fifty Eight Only)	158.00

Details of Cash / Cheques	Rs	p
<b>Total Rs</b>		

Instructions for Depositor: This is not an e-receipt. After payment , please visit [www.onlinesbi.com](http://www.onlinesbi.com) > 'State Bank Collect' and click on the hyperlink at the bottom of the page to generate the e-receipt.

(To be Filled in by the Bank)

Journal No:

Branch Name: \_\_\_\_\_

Branch Code:  Deposit Date:

Branch Stamp

Authorised Signatory

Branch Copy

Pre Acknowledgement Payment(PAP) Form for Payment through any SBI Branch

Branch Teller: Use SCR 008765 Deposit > Fee Collection > State Bank Collect

Date: 30-03-2017

Beneficiary/Remittance Details	
State Bank Collect Reference No.	DU63931837
Beneficiary:	HIGH COURT OF KARNATAKA
Category:	Online Recruitment
Remitter	RAM
Rs	
Collection Amount	100.00
Comission	58.00
Total (Rupees One Hundred Fifty Eight Only)	158.00

Mode of Payment (Choose Either Cash / Cheque)

Cash  PAN:

Please quote your PAN for Cash remittance >= Rs. 50,000

Cash Notes	Amount	
	Rs	P
*2000		
*500		
*100		
*50		
*20		
*10		
Coins		
<b>Total Rs</b>		

Cheque

Cheque No: \_\_\_\_\_ Cheque Date: \_\_\_\_\_

Drawee Bank: State Bank of India (other bank cheques not accepted under PAP)

Branch: \_\_\_\_\_

Signature of the Depositor

Space for Bank use

Branch Stamp

Fill up challan form and submit to the any SBI Branch within Bank's working hours.

For future reference take print of the Online Generated Payment receipt / challan paid to the SBI Branch with seal.


### 3. Payment Confirmation:

Payment History


**State Bank Collect** 30-Mar-2017 [11:58 AM IST]


---

Select a date range to view details of previous payments (OR)

**Date of Birth \***    
(Date provided at the time of making payment)


**Mobile Number \***   
(Mobile Number provided at the time of making payment)

**Start Date \***  

**End Date \***  


Enter the INB Reference Number (Starting with 'DU') & DOB/Mobile Number to view a specific payment


**DU Reference Number \***   
(As appearing in your pass book/statement in the narration pertaining to the transaction)

**Date of Birth \***    
(Date provided at the time of making payment)

(OR)

**Mobile Number \***   
(Mobile Number provided at the time of making payment)

Enter the text as shown in the image \*  **BAA57** 



- Mandatory fields are marked with an asterisk (\*)
- Date range cannot exceed one year

© Copyright OnlineSBI [Privacy Statement](#) | [Disclosure](#) | [Terms of Use](#)

Select 2 option, By Enter the INB Reference Number (starting with 'DU') and date of birth(DOB) or mobile number with captcha code.  
Then click on GO button. It display the details of the payment .